



STATISTICS

ERS INTERNATIONAL CONGRESS 2019

INTERNATIONAL CONGRESS 2019

MADRID Spain, 28 September – 2 October



The ERS International Congress 2019 in Madrid welcomed:

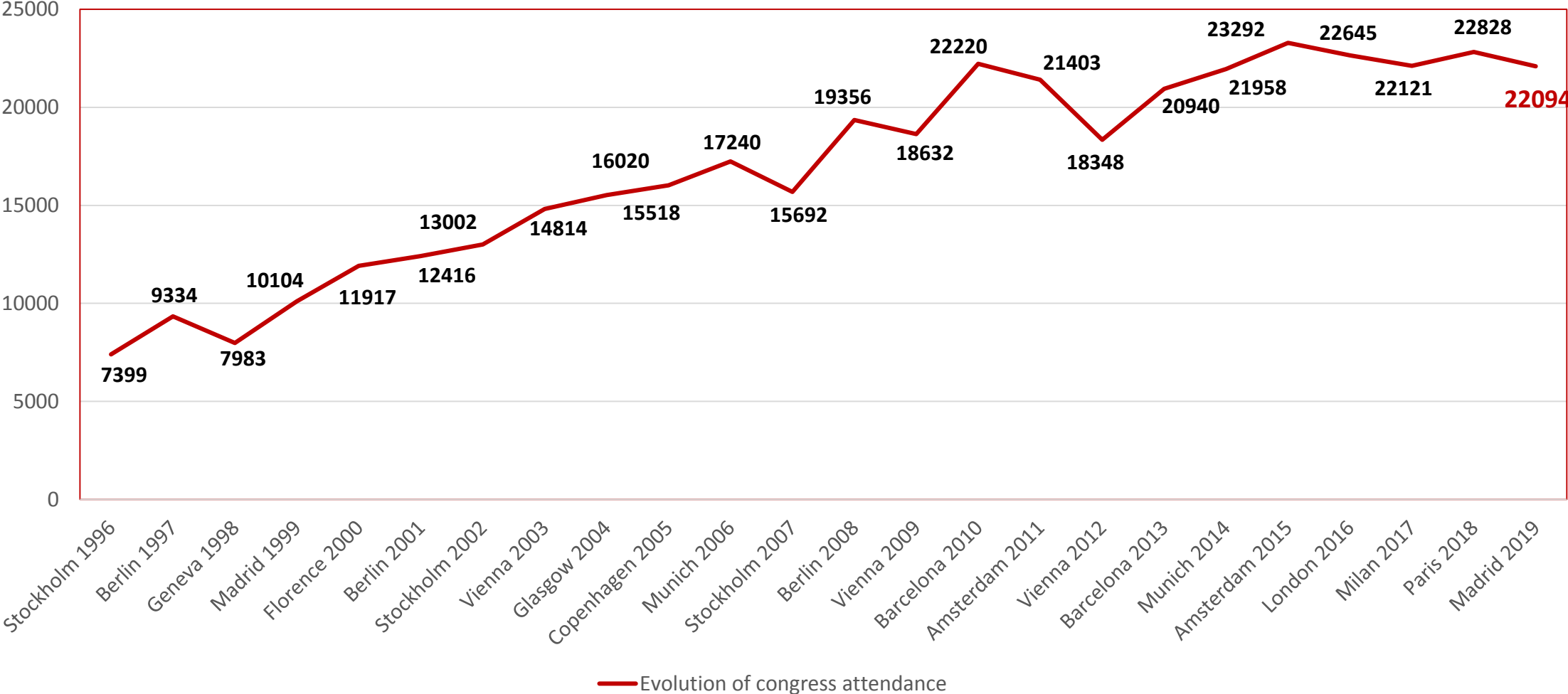
22,094 participants from 134 countries


& 175 exhibitors

REGISTRATION FROM 1996 TO 2019

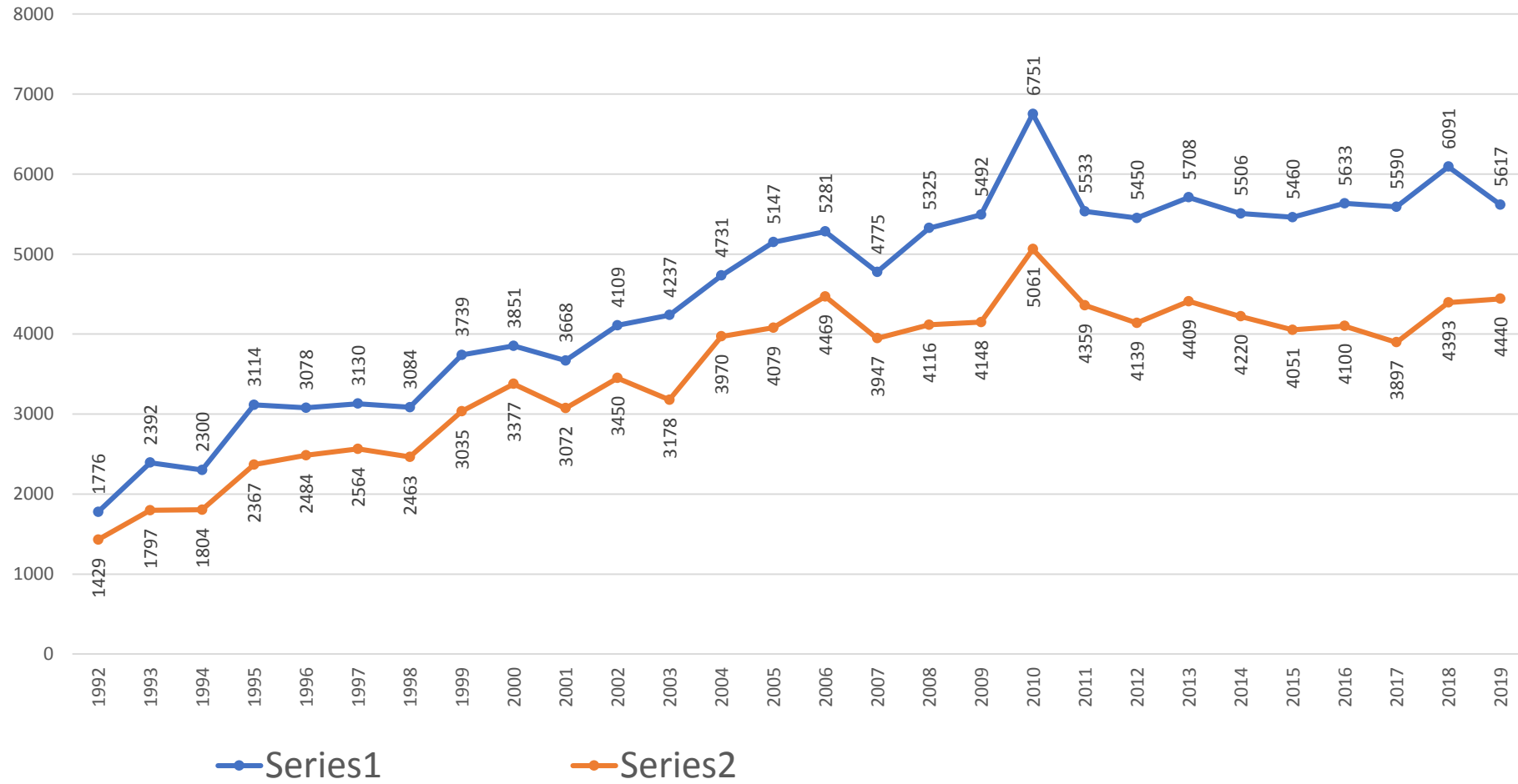


Evolution of congress attendance






ABSTRACTS SUBMISSION FROM 1991 TO 2019



TOP 10 TOPICS FOR ABSTRACTS



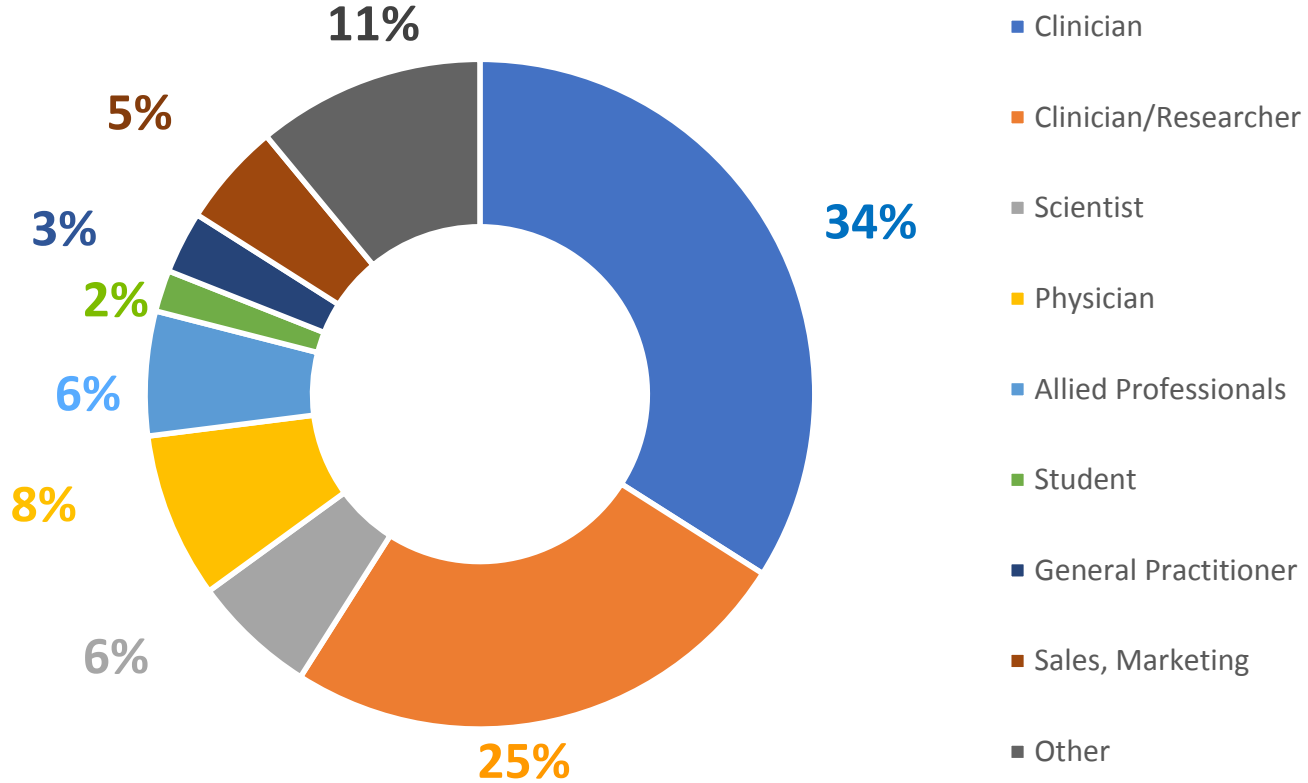

ASSEMBLY CATEGORY	TOPIC	OVERALL 2018
5.2	Monitoring airway disease	398
5.1	Airway pharmacology and treatment	334
10.1	Respiratory infections	219
10.2	Tuberculosis	205
12.1	Idiopathic interstitial pneumonias	189
9.2	Physiotherapists	183
4.2	Sleep and control of breathing	182
3.2	Airway cell biology and immunopathology	151
14.1	Interventional Pulmonology	148
11.1	Lung cancer	145

TOP 10 COUNTRIES BY PARTICIPANTS



Amsterdam 2015		London 2016		Milan 2017		Paris 2018		Madrid 2019	
Germany	1877	UK	3365	UK	2049	France	1921	UK	1823
UK	1738	France	1683	Italy	1722	UK	1690	France	1385
France	1372	Germany	1647	France	1655	Germany	1092	Spain	1266
Italy	1056	Italy	1145	Germany	1436	Spain	1014	Italy	1238
Netherlands	997	Spain	1133	Spain	1102	USA	994	USA	1089
Spain	893	USA	1008	USA	1017	Italy	980	Germany	971
USA	851	Netherlands	732	Netherlands	782	Netherlands	591	Switzerland	569
Switzerland	679	Switzerland	717	Switzerland	713	India	558	Netherlands	564
Brazil	465	India	635	India	667	Switzerland	520	India	445
India	465	Turkey	450	Turkey	587	Turkey	448	Japan	445

BREAKDOWN OF DELEGATES BY PROFESSIONAL ACTIVITY





INTERNATIONAL CONGRESS 2019

MADRID Spain, 28 September – 2 October